



CLEANING INSTRUCTIONS FOR GRINDED AND POLISHED CONCRETE FLOOR

The following study presents the technologies for servicing and maintaining clean polished and grinded concrete floors.

Description of the tools and chemicals used

Diamond pads and clean water

Suprashine HP® diamond pads

Grit 800, 1800, 3500 - cleaning pads with micro-diamonds, used for periodic or daily cleaning of concrete floors; can be used with washing machines, it is necessary to attach the pad to the padholder on the machine. When cleaning the floor, the tool must run wet.






Technologies for servicing and cleaning concrete floors **polished and unpolished**

1. Daily floor cleaning. Attach the Suprashine HP® diamond pad to the cleaning machine, with the colored side facing the floor. We use a pad with a grit of 3500. We clean the floor, minding that the work should be done with water and that the cleaning machine absorbs the resulting spoil.

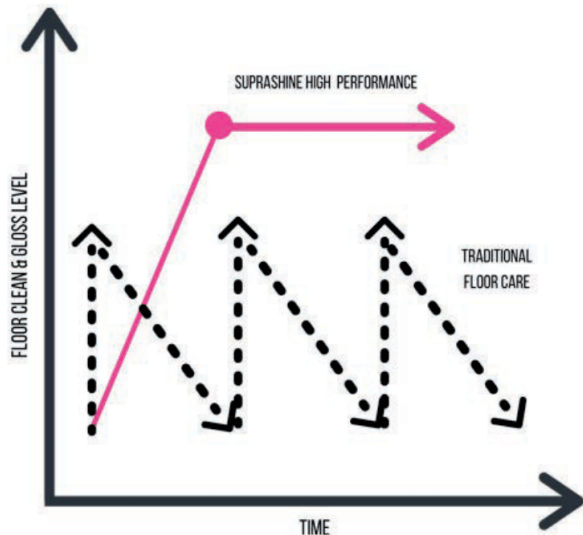


2. Periodic cleaning of the floor or particularly dirty areas.

Attach the Suprashine HP® diamond pad to the cleaning machine, with the colored side facing the floor. We use pads with grits 800 or 1800 depending on the degree of soiling. We clean the floor, minding that the work should be done with water and that the cleaning machine absorbs the resulting spoil.

SHP-0800	SHP-1800	SHP-3500
		

1. Sanded and polished floors should not be cleaned with machines equipped with scrubbing brushes. Also, do not use aggressive chemical preparations and preparations on acid base (including fruit acids) or alcohols.



ONE PAD SOLUTION

Upgrade any floor during daily cleaning, no matter weather & traffic conditions.

